

**FEATURES**

- High end aluminum heatsink with a unique elegant design
- PCB with a high power Lumileds Powerleds in 2700K, 3000K and 4000K
- Illuxtron patented optical lens system that makes pin-hole light possible
- Anti glare cap that ensures no stray light. The total light opening is only 8mm!

**Bartenbach**  
lighting optics



**COLOURS**

Available colours:



Matt white RAL 9016 (XX=MW)  
Matt black RAL 9005 (XX=BL)

**SPRINGS**

Standard with WS springs (gyproc/metal).  
Also available as above with CS springs (concrete).

# Pointer 40 (Gen2)

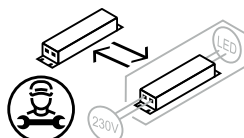
Fixed

## SPECIFICATIONS

<b>Beam angle (FWHM)</b>	35° (45° FWTM) / 60° (80° FWTM)
<b>Fixture material</b>	Die cast aluminium
<b>Environment</b>	Indoor
<b>IK rate</b>	IK10
<b>Operating temperature (Ta)</b>	-20°C / +45°C <sup>1</sup>
<b>Safety marks</b>	EN60598 / EN62031 / EN62471
<b>EMC compliance</b>	EN55015
<b>Colour consistency (SDCM)</b>	MacAdam step 3
<b>Warranty</b>	7 years * (within the European Union and the countries of the Free Trade Association for products delivered after 1 May 2015)
<b>Energy class</b>	These products contains a light source of energy efficiency class F (2700K/3000K) / E (4000K)

This luminaire contains built-in LED lamps. There are no exchangeable parts inside the luminaire. EU 874/2012

<sup>1</sup> In applications with a flat roof (fi. car showrooms) the temperatures may exceed 45°C. Please ask our sales office for a special driver.



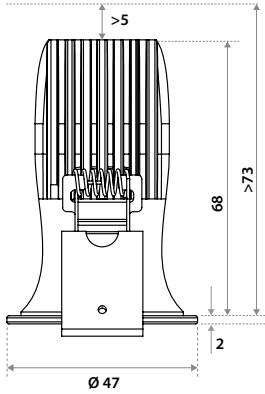
Only when the product is installed in a closed ceiling it may be exposed to water splashes, and only on its front side.



**POINTER 40 VARIATIONS**

Pointer 40 LV	100-240V	incl. power supply	page 3
Pointer 40 LV-C	500mA	to be connected to a central power supply	page 4

**DIMENSIONS**



**HOLE SIZE**



**Using WS springs:** Ø 40 mm.  
Thickness ceiling 1-25 mm  
& recess depth 73 mm.



**Using CS springs:** Ø 40 mm.  
Thickness ceiling 5-73 mm  
& recess depth 73 mm.

**FIRE RATING TUBE**

Description	Item code	Hole size	time
Fire rating tube 40	009E03MW0000	ø45x61mm	90 min.

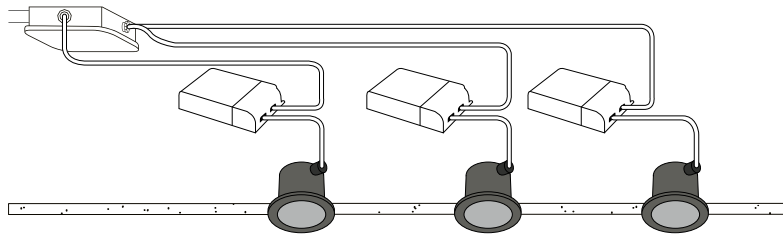



**⚠** Only in combination with  
WS (wire) springs versions.

**POINTER 40** (dimmable - incl. individual power supply)

**100-240V**

Downlight incl. PSU



**ITEM SPECIFICATIONS (PART A)**

Description	Item code WS	Item code CS	Input	W	Lm	Lm/W	CRI (typ.)	UGR	Pf	Ripple	Inrush current	B-16A Fuse
Pointer 40 LV 35° 350 Lm 2700K No dim	0N2703XXWA13	0N2703XXLU13	100-240V	6,6	350	53	85	7.4	0.6	<3%	20A 170µS	50 pcs
Pointer 40 LV 35° 375 Lm 3000K No dim	0N2703XXWB13	0N2703XXLV13	100-240V	6,6	375	57	85	7.6	0.6	<3%	20A 170µS	50 pcs
Pointer 40 LV 35° 400 Lm 4000K No dim	0N2703XXWC13	0N2703XXLW13	100-240V	6,6	400	61	85	7.9	0.6	<3%	20A 170µS	50 pcs
Pointer 40 LV 60° 400 Lm 2700K No dim	0N2703XXWD13	0N2703XXLX13	100-240V	6,6	400	61	85	17.8	0.6	<3%	20A 170µS	50 pcs
Pointer 40 LV 60° 425 Lm 3000K No dim	0N2703XXWE13	0N2703XXLY13	100-240V	6,6	425	64	85	18.0	0.6	<3%	20A 170µS	50 pcs
Pointer 40 LV 60° 450 Lm 4000K No dim	0N2703XXWF13	0N2703XXLZ13	100-240V	6,6	450	68	85	18.2	0.6	<3%	20A 170µS	50 pcs
Pointer 40 LV 35° 350 Lm 2700K Triac dim	0N2703XXWN13	-	100-240V	6,6	350	53	85	7.4	0.96	<20%	2A 50µS	50 pcs
Pointer 40 LV 35° 375 Lm 3000K Triac dim	0N2703XXWP13	-	100-240V	6,6	375	57	85	7.6	0.96	<20%	2A 50µS	50 pcs
Pointer 40 LV 35° 400 Lm 4000K Triac dim	0N2703XXWQ13	-	100-240V	6,6	400	61	85	7.9	0.96	<20%	2A 50µS	50 pcs
Pointer 40 LV 60° 400 Lm 2700K Triac dim	0N2703XXWR13	-	100-240V	6,6	400	61	85	17.8	0.96	<20%	2A 50µS	50 pcs
Pointer 40 LV 60° 425 Lm 3000K Triac dim	0N2703XXWS13	-	100-240V	6,6	425	64	85	18.0	0.96	<20%	2A 50µS	50 pcs
Pointer 40 LV 60° 450 Lm 4000K Triac dim	0N2703XXWT13	-	100-240V	6,6	450	68	85	18.2	0.96	<20%	2A 50µS	50 pcs

**ITEM SPECIFICATIONS (PART B)**

Description	Safety class	Energy class	Weight	Dimensions single carton	Quantity per carton	Expected lifespan B10 reported (25°C)		
						L70B10	L80B10	L90B10
Pointer 40 LV 2700K	II	F	200 gr	105x105x61 mm	42 pcs	>60.000 hrs	>60.000 hrs	>60.000 hrs
Pointer 40 LV 3000K	II	F	200 gr	105x105x61 mm	42 pcs	>60.000 hrs	>60.000 hrs	>60.000 hrs
Pointer 40 LV 4000K	II	E	200 gr	105x105x61 mm	42 pcs	>60.000 hrs	>60.000 hrs	>60.000 hrs

All values are measured at 230V (+/- 7%)

**INCL. PSU**

PSU TCI 122602 No dim 68x35x22 mm

PSU TCI 127042 Triac dim 102x38x21 mm

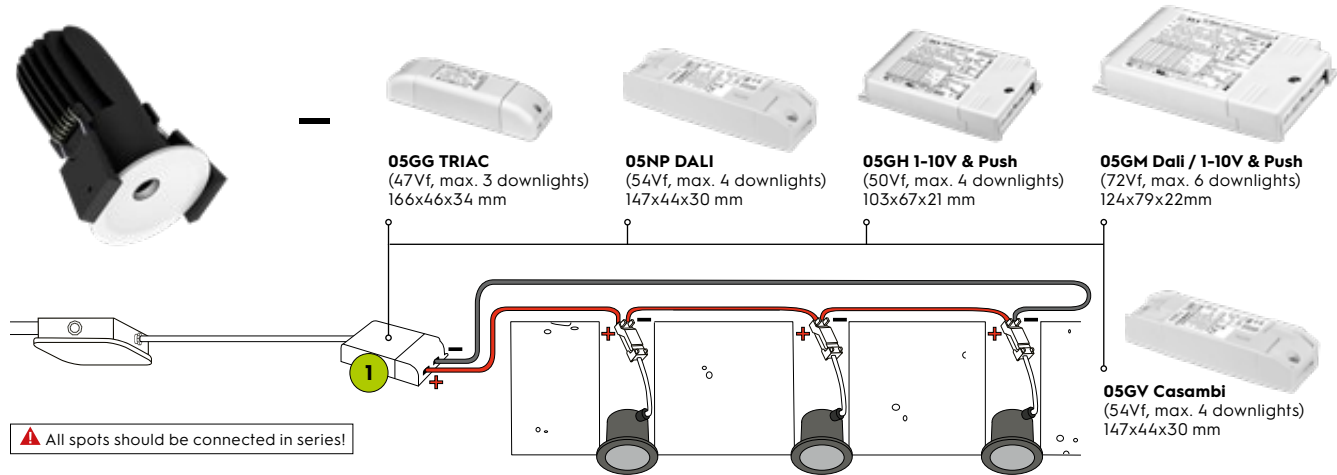
(Only for wire spring, watch out for small rim)



Cable  
150 mm

## POINTER 40 (dimmable - excl. central power supply)

500 mA



### ITEM SPECIFICATIONS (PART A)

Description	Item code WS	Item code CS	Input	Vf	W	Lm	Lm/W	CRI (typ.)	UGR	Pf	Ripple	Inrush current	B-16A Fuse
Pointer 40 LV-C 500mA 35° 350 Lm 2700K Dim	0N2703XXWN11	0N2703XXLG11	500mA	11,4	5,7	350	61	85	7.4	x	x	x	x
Pointer 40 LV-C 500mA 35° 375 Lm 3000K Dim	0N2703XXWP11	0N2703XXLH11	500mA	11,4	5,7	375	66	85	7.6	x	x	x	x
Pointer 40 LV-C 500mA 35° 400 Lm 4000K Dim	0N2703XXWQ11	0N2703XXLJ11	500mA	11,4	5,7	400	70	85	7.9	x	x	x	x
Pointer 40 LV-C 500mA 60° 400 Lm 2700K Dim	0N2703XXWR11	0N2703XXLK11	500mA	11,4	5,7	400	70	85	17.8	x	x	x	x
Pointer 40 LV-C 500mA 60° 425 Lm 3000K Dim	0N2703XXWS11	0N2703XXLL11	500mA	11,4	5,7	425	75	85	18.0	x	x	x	x
Pointer 40 LV-C 500mA 60° 450 Lm 4000K Dim	0N2703XXWT11	0N2703XXLM11	500mA	11,4	5,7	450	79	85	18.2	x	x	x	x

### ITEM SPECIFICATIONS (PART B)

Description	Safety class	Energy class	Weight	Dimensions single carton	Quantity per carton	Expected lifespan B10 reported (25°C)		
						L70B10	L80B10	L90B10
Pointer 40 LV-C 500mA 2700K	III	F	150 gr	105x105x61 mm	42 pcs	>60.000 hrs	>60.000 hrs	>60.000 hrs
Pointer 40 LV-C 500mA 3000K	III	F	150 gr	105x105x61 mm	42 pcs	>60.000 hrs	>60.000 hrs	>60.000 hrs
Pointer 40 LV-C 500mA 4000K	III	E	150 gr	105x105x61 mm	42 pcs	>60.000 hrs	>60.000 hrs	>60.000 hrs

### ITEM SPECIFICATIONS (PART A)

Description	Item code	Input	Watt	Current	Efficiency	Pf	Ripple	Weight	Inrush current	B-16A Fuse
PSU 24W 500mA Triac (1)	05GG03MLME00	220-240V	24W (47Vf)	500mA	85%	0.97	<3%	138 gr	5A 50µS	50 pcs
PSU 27W 500mA Dali (1)	05NP03MLME00	220-240V	27W (54Vf)	500mA	90%	0.95	<3%	139 gr	5A 50µS	50 pcs
PSU 25W 500mA 1-10V & Push (1)	05GH03MLME00	220-240V	25W (50Vf)	500mA	90%	0.95	<3%	138 gr	5A 50µS	50 pcs
PSU 27W 500mA Casambi (1)	05GV03MLMD00	220-240V	27W (54Vf)	500mA	90%	0.95	<3%	139 gr	5A 50µS	50 pcs
PSU 35W 500mA Dali / 1-10V & Push (1)	05GM03MLME00	220-240V	35W (72Vf)	500mA	89%	0.95	<3%	218 gr	20A 400µS	50 pcs

All values are measured at 230V (+/- 7%)

### INCLUDING CONNECTION BOX

For installation to a central power supply.

